





Vicinity Demo Company

Labor Analysis by Batch

Batch Number:	Date	Hours			Dollars	
		Estimated	Actual	Variance	Rate	Variance \$
108030	3/31/03					
SETUP		1.00	0.25	0.75	12.00	9.00
MIX		6.00	9.25			
GRIND		1.00	0.50			
LET DOWN		1.00	0.25			
TRANSFER		11.00	10.75			
CLEAN		3.00	1.50			
		<hr/>	<hr/>			
		23.00	22.50			
108031	3/31/03					
SETUP		1.00	0.25			
MIX		4.00	6.75			
GRIND		1.00	1.25			
LET DOWN		1.00	0.25			
TRANSFER		10.00	9.50			
CLEAN		3.00	1.25			
		<hr/>	<hr/>			
		20.00	19.25			

Vicinity allows labor to be analyzed by batch, formula, labor type or variance. The data can be printed or exported for further analysis.

-  Review by batch and/or formula
-  Report all or some labor types
-  Compare standards vs actual
-  Display totals by batch or formula